



Manufacturer: JSC «ПОЗНТЕХНІКА» Belarus,
210602, Vitebsk, M. Gorky Str., 145, ptc01.com

 RU ptc01.ru

 BY fire.by

OPERATING MANUAL PBAK.634233.021 RE

MOBILE POWDER FIRE EXTINGUISHER **MIG**



Manufacturer's
warranty

4 YEARS

The service life
of fire extinguisher

15 YEARS

Refilling
period – every

5 YEARS

ONE FREE REFILING OF FIRE EXTINGUISHER **MIG
DURING THE WARRANTY PERIOD**

THANK YOU FOR BUYING MOBILE POWDER FIRE EXTINGUISHER "MIG"

MIG mobile powder fire extinguishers are manufactured in accordance with Belarus and Russian standards of safety and quality and meet the most stringent requirements for the fire protection means.

All mobile MIG powder fire extinguishers are manufactured from reliable components and are charged with high-quality extinguishing media under the continuous supervision of qualified specialists.

You have purchased a mobile fire extinguisher of professional designation designed to suppress and localize fires in oil refineries, oil and gas production and chemical enterprises, airports, transport and military facilities.

The fire extinguisher MIG is perfect for protecting your house or household structures on your site since it has a set of important functional characteristics:

EFFECTIVE – capable to extinguish solid combustible materials, flammable liquid and electrical equipment up to 1000 V;

ALL-WEATHER - can be stored and used in outdoor conditions year-round at a temperature range -40 °C... +50 °C;

ALWAYS READY FOR USAGE - the body of a fire extinguisher is always pressurized; monitoring of operation is carried out by pressure indicator;

MOBILE - due to an ergonomic trolley, it rolls effortlessly over long distances and easily manages to overcome obstacles;



READ THE OPERATING MANUAL CAREFULLY BEFORE USING
THE MOBILE FIRE EXTINGUISHER. PLEASE KEEP THIS MANUAL
FOR THE DURATION OF USE.

Fire extinguishers must be repaired and recharged only in specialized organizations with all necessary licenses and permits and only in accordance with the technical documentation of the manufacturer.

WARNING! The opening or disassembly of mobile fire extinguishers by persons who do not have the appropriate licenses and permits is strictly prohibited.

This operating manual presents information on the design and functions of powder mobile fire extinguishers MIG and as a reference guide for cases of its intended usage.

A sample identification code to order the fire extinguisher: Powder Mobile Fire Extinguisher OP-40-ABCE MIG 02 or OP-40-ABCE MIG 0M2 (version with increased corrosion resistance)

1. INTENDED USE

1.1 Powder mobile fire extinguishers MIG are designed for installation in agencies and units of emergency situations, as safety equipment for companies and institutions of national economy, vehicles, and in domestic environments as primary fire protection equipment for fires of class A (solid combustible materials), class B (Flammable Liquid), class C (Flammable Gas) and class E (Electrical Equipment up to up to 1000 V).

1.2 The fire extinguishers are not designed for alkali and alkaline earth metal fires that can burn with no airflow.

2. TECHNICAL CHARACTERISTICS

2.1 Technical characteristics are presented in Table 1.

Table 1 – Technical Characteristics

Parameter name /Value	OP-12	OP-25	OP-40	OP-50	OP-80	OP-100
1. Firefighting agent (powder) weight, kg	12±0,6	25±1,25	40±2	50±2,5	80±4	100±5
2. Firefighting agent stream length, m, no less than	6,0					
3. Firefighting agent stream duration, s, no less than	20			30		
4. Fire extinguishing capacity: class A class B	6A 233B	10A 233B			10A 233B-2	20A 233B-2
5. Operating pressure, MPa	1,5±0,1		1,2±0,1			
6. Operating and storage temperature range, °C	-40... +50					
7. Date of the next recharging, years, no more than*	5					
8. Service life, years	15					
9. Weight of the fire extinguisher in running order, kg	20,7±2,3	45±5	63±7	72±8	108±12	135±15
10. Dimensions, mm, not more than: height cylinder diameter	900 185	1070 295	1070 295	1210 295	1250 375	1460 375
11. Capacity [volume] of the fire extinguisher cylinder, l	14,8±0,7	32±1,6	50±2,5	62±3,1	100±5	125±5
12. Fire extinguishing powder	VEKSON-ABC50 EN615		VEKSON ABC 25			

3. DELIVERY SET

3.1 The delivery set is specified in Table 2.

Table 2 – Delivery set.

Item name	OP-12	OP-25	OP-40	OP-50	OP-80	OP-100	Quantity.
Fire extinguisher	+	+	+	+	+	+	1
Flexible hose with discharge nozzle	+	+	+	+	+	+	1
Operating Manual	+	+	+	+	+	+	1
Trolley	+	+	+	+	+	+	1

3.2 If the fire extinguisher shipped disassembled, the flexible hose with discharge nozzle shall be connected to the fire extinguisher lock and release device (hereinafter referred to as LRD) .

3.3 It is recommended to position the nozzle slot parallel to the ground plane.

4. DESIGN

4.1 Fire extinguisher design is shown in the Figure 1.

The fire extinguisher consists of a body 2 with LRD 1 screwed in its neck with a siphon tube 3. A flexible hose 4 is connected to the outlet of the LRD.

The pressure indicator on the LRD has a filtering element, which ensures the isolation of the fire extinguishing agent from the indicator.

The fire extinguisher is charged with dried air with a water vapor content of not more than 0.006% by weight.

4.2 The fire extinguisher is disassembled from the trolley (for repair etc.) by loosening the bolts and nuts securing the clamps. (see Figure 1)

4.3 The Manufacturer reserves the right to make product design changes that have no impact on its basic technical characteristics.

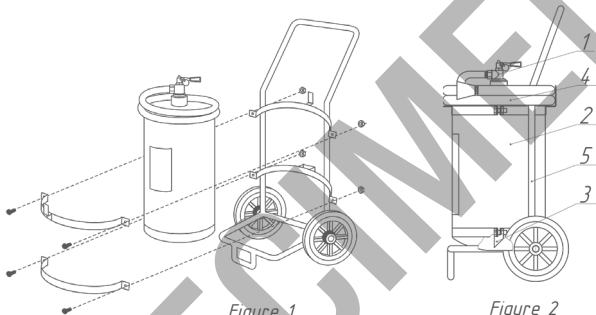


Figure 1

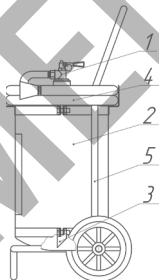


Figure 2



1 - lock and release device,
2 - body, 3 - siphon tube,
4 - flexible hose with a spray-gun,
5 - detachable trolley.

5. OPERATING PRINCIPLE

5.1 When the user removes the pin and presses onto the LRD top handle, presses a spray-gun trigger (if any) the LRD valve is opened and the pressurized fire extinguishing agent (powder) goes through the syphon tube, the LRD, and the sprayer onto the center of ignition. To stop the agent stream, LRD top handle or spray-gun trigger (if any) should be returned to its initial position.

5.2 It is recommended to start extinguishing fire from a distance of 4-6 m.

WARNING: When the fire extinguisher is in operation, strong recoil is possible.



6. FIRE EXTINGUISHING PROCEDURE

6.1 Outdoor fires must be extinguished on the windward side.

6.2 Firefighting agent stream should be directed to the flame base. Operate with a flexible hose in such a way that the powder coating of the entire burning surface is provided and the greatest concentration of powder in the combustion zone is created.

6.4 Extinguishing of the fires of all electrical systems up to 1000 V shall be done at a distance not less than 1 meter between the extinguisher discharge nozzle and the live parts.

7. SAFETY MEASURES

7.1 Persons working with a firefighting agent when charging fire extinguishers must comply with the safety and personal hygiene requirements set out in the ND for extinguishing agents.

7.2 Premises used for works on the charging with firefighting agent should be equipped with forced-air and exhaust ventilation in accordance with GOST 12.4.021, lighting according to SNB 2.04.05-98 and heating according to SNB 4.02.01-03.

7.3 Do not use extinguishers to extinguish equipment which can cause its malfunction if the powder hits (computers, electronic equipment, etc.).

7.4 Fire extinguishers may be used to extinguish electrical fires at 1000 V from the distance of at least 1 m.

7.5 DO NOT:

- use fire extinguishers if they have dents, bulges and cracks on the fire extinguisher cylinder or the lock and release device, or when the structural integrity of the LRD or the cylinder is compromised or with an inoperable pressure indicator;

- perform any maintenance when the fire extinguisher cylinder is pressurized;

- hit the fire extinguisher;

- direct the firefighting agent stream towards people standing nearby;

8. OPERATION PROCEDURE

8.1 Fire extinguisher activation procedure described on the label.

8.2 Fire extinguisher users must be familiar with the rules of operation and use of fire extinguishers.

8.3 Operating temperature range is specified in the Table 1.

8.4 Placement and operation of fire extinguishers on facilities must be carried out strictly in accordance with the requirements of TCP 295-2011, GOST 12.4.009, GOST-R 59641-2021, "Rules for industrial safety of hazardous production facilities using equipment operating under excessive pressure" (RF), "Rules for ensuring industrial safety equipment operating under excessive pressure" (RB) and the instructions of this manual.

8.5 Fire extinguishers must be located on the protected facility in such a way that ensures they are protected from direct sunlight, heat flow, mechanical impact and other adverse factors – vibrations, corrosive media, excess moisture, etc.

8.6 Fire extinguishers must be clearly visible and easily accessible in case of a fire.

8.7 Fire extinguishers must not be installed in locations where temperatures are beyond the temperature range specified on the fire extinguisher.

8.8 A maintenance log card shall be created for each fire extinguisher installed at the facility (commissioned), with the corresponding entry made therein.

Each fire extinguisher shall be assigned a serial number, which is to be marked on the extinguisher itself. A corresponding entry regarding the commissioning of the extinguisher shall be made in the Fire Protection System Operation Logbook of the facility.

8.9 Fire extinguishers must undergo regular maintenance inspections.

8.10 Regular inspection is necessary to check the condition of fire extinguishers, to control installation locations and that the fire extinguishers are properly secured, that they can be easily approached, and that operating instructions for fire extinguishers positioned correctly and legible.

8.11 Inspections and condition assessments of fire extinguishers shall be carried out by licensed organizations or certified individual contractors authorized to perform such work under applicable law. These inspections must be conducted at least once a year.

8.12 Inspections shall include a visual check and verification for any leakage of the propellant gas. All findings and actions taken must be documented in the fire protection system maintenance log.

Fire extinguishers must be decommissioned and sent to specialized organizations for maintenance (repairs, recharging) in case any of the following irregularities have been found: dents, chips or deep cracks on the cylinder or the lock and release device of the fire extinguisher; considerable damage done to protective and paint-and-lacquer coating; absence of clear and understandable labeling; absence of stamps for fire extinguishing cylinder reexamination; absence of a seal or pin; unsatisfactory condition of the firefighting agent sprayer; signs of mechanical damage, corrosion, welding burr or other factors preventing firefighting agent from being released from the fire extinguisher freely; any firefighting agent leak.

Expelling gas leakage from the extinguisher can be controlled by the position of the arrow of the pressure indicator, which should be in the green sector of the scale.

8.13 In facilities of high fire risk (A-class rooms) or in case fire extinguishers are subject to such adverse factors as positive or negative temperatures approaching limit values (more than +40 °C or less than -35 °C), air humidity over 90% (at 25 °C), corrosive media, vibrations, etc., fire extinguishers must be inspected and checked for firefighting agent leaks at least once every 6 months.

9. RECHARGING

9.1 Fire extinguishers should be recharged after full or partial use, if there are any remarks identified during an external inspection (see paragraph 8.12) and if a propellant gas leak is detected.

9.2 Fire extinguishers must be recharged at least once every 5 years from the date of manufacture.

9.3 Fire extinguishers exposed to adverse climatic and (or) physical factors (see clause 8.13) must be recharged at least once every 2 years.

9.4 Fire extinguishers must be charged with the powder specified in clause 12 of Table 1. The fire extinguishing powder used in the case of performance of work in accordance with the Register requirements must be approved by the Register and be safe for humans.

9.5 Fire extinguishers must be charged with dried nitrogen, the dew point of which is not higher than minus 50 °C.

9.6 At least once every five years, testing – including hydraulic tests – of the extinguisher body and its components shall be carried out.

9.7 An appropriate entry regarding the recharging of the fire extinguisher shall be made in the Fire Protection Systems Operation Logbook of the facility.

ATTENTION! Repair and recharging of fire extinguishers should be carried out only in specialized organizations that have the appropriate licenses and permits, according to the technical documentation of the manufacturer.

10. TRANSPORTATION AND STORAGE

10.1 Transportation and storage procedure must correspond to operating conditions and requirements of GOST 15150. Fire extinguishers packed in accordance with the requirements of technical specifications and design documentation can be transported by all types of transport in accordance with the rules approved in the prescribed manner.

10.2 Fire extinguishers must be protected during transportation and storage against mechanical damage, temperatures above 50 °C, direct sunlight, atmospheric precipitation, moisture and corrosive media.

11. SAMPLE MAINTENANCE DOCUMENTATION

11.1 Table 3 (recommended) – Fire Extinguisher Maintenance Log Card Format

1. Serial number assigned to the extinguisher	6. Manufacturer's serial number	
2. Date of placement of the extinguisher at the protected site	7. Date of manufacture	
3. Location of the extinguisher installation	8. Date of next scheduled recharge	
4. Type and model of the extinguisher	9. Service life of the extinguisher	
5. Manufacturer of the extinguisher	10. Responsible person and signature	

11.2 Table 4 (recommended) – Fire Protection Systems Operation Logbook Format for Maintenance and Servicing of Fire Extinguishers

Serial number and model of the extinguisher	Date of extinguisher recharge	
Date of testing, recharging, or repair; organization performing the maintenance or repair	Brand (concentration) of the extinguishing agent used	
	Inspection results after recharging	
Results of inspection and pressure testing	Date of next scheduled recharge	
Date of next scheduled test	Position, surname, initials, and signature of the responsible person	

12. CERTIFICATION INFORMATION

12.1 Certification information is specified in Table 5.

Table 5 – Certification information

Extinguisher	The Authority issuing the certificate	
	OS "Pozhtest" FGU VNIPO EMERCOM of Russia, Balashikha	Russian Maritime Registry of Shipping, Osipovichi
OP-12-ABCE MIG	Certificate of conformity № EA3C RU C-BY4C13.B.00877/24 (valid until 19.02.2029)	-
OP-25-ABCE MIG OP-40-ABCE MIG OP-50-ABCE MIG OP-80-ABCE MIG OP-100-ABCE MIG	Certificate of conformity № EA3C RU C-BY4C13.B.00070/21 (valid until 04.02.2026)	STO № 20.00078.125 (valid until 26.08.2025)

13. CERTIFICATE OF ACCEPTANCE

Fire extinguishers comply with EAEU TR 043/2017 and technical specifications TU BY 300376711.029-2010 (TU BY 300376711.058-2017 for OP-12), are marked with an acceptance stamp and are recognized as fit for use. The month and year of manufacture are indicated on the label located at the top of the case.

Fire extinguisher label

Date of manufacture



Date of sale _____

Stamp of acceptance _____

14. MANUFACTURER WARRANTY

14.1 Fire extinguisher warranty period shall be 36 months after selling date but no more than 48 months after manufacturing date.

14.2 The Manufacturer guarantees that any faults found by the consumer during the warranty period shall be corrected no later than one month after the Manufacturer is notified of said fault.

14.3 The manufacturer guarantees the compliance of the fire extinguisher with TR EAEU 043/2017 and technical specifications TU BY 300376711.029-2010 (TU BY 300376711.058-2017 for OP-12), provided that the consumer observes the rules of operation, transportation and storage.

14.4 The Manufacturer shall not be liable in the following case:

- non-compliance with rules of operation by the extinguisher owner;
- factory seal is missing;
- presence of mechanical damages;
- decorative and protective coverings damages;

14.5 Expiry of the Fire extinguisher recharge date is not a warranty case.

15. RECYCLING

15.1 At the end of their service life, fire extinguishers must be recycled.

15.2 Recycling of fire extinguishers is carried out by specialized organizations with all necessary licenses and permits.

MANUFACTURER'S CERTIFICATE (MC) OF PRODUCT COMPLIANCE WITH THE RS REQUIREMENTS

ПБАК.634233.045MC

Place of survey:

Manufacturer: JSC «Pozhtechnika»

This is to certify that the products listed below have been manufactured, surveyed and tested in accordance with rules of Russian Maritime Register of Shipping.

Product: Mobile stored pressure dry powder fire extinguishers: see item 13

Test information: test report №.Y0TK00000000
(Acceptance testing of products)

Serial №: see item 13

Date of Manufacture: see item 13

Technical specification: ТУ BY 300376711.029-2010 (am.8); General arrangement drawings: ПБАК.634233.021 СБ, ПБАК.634233.034 СБ, ПБАК.635164.041 СБ, ПБАК.634233.045 СБ, ПБАК.634233.047 СБ, ПБАК.634233.047-01(-02, -03) СБ, ПБАК.634233.047-04 СБ; Operation manual: ПБАК.634233.021 P3; Testing program – were approved by RS letter №125-318-2-176534 of 22.07.2020
The product complies: P.5.1.11 of Part VI of Rules for the Classification and Construction of Sea-Going Ships (2020); s.4.3 of Part IV of Rules for the Technical Supervision During Construction of Ships and Manufacture of Materials and Products for Ships (2020); ps.2.1 Chapter 4 of International Code for Fire Safety Systems (Resolution MSC.98(73)); Technical Regulation Concerning the Safety of Sea Transport Items

Type Approval Certificate: 20.00078.125

Validity Type Approval Certificate: 26.08.2020 – 26.08.2025

RS brand: not required

The items is labeled with a conformity mark:



This Certificate is issued on the basis of the Manufacturer's quality control system certificate № 23.44.01.00057.125 (01.11.2023-23.10.2025)

On behalf of Manufactured: see item 13